


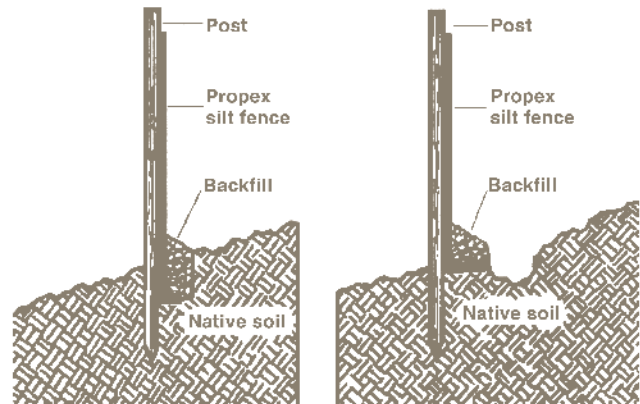
GEOTEX® SILT FENCE FABRICS



Geotex® silt fence fabrics offer a unique combination of ultraviolet (UV) resistance, strength and hydraulic properties, making them ideal for use in sediment control applications. When attached to wood or metal posts and properly trenched into the soil, silt fence fabrics contain overland flow and filter suspended soil particles from water. This not only allows the water to drain efficiently, it also prevents environmental damage to areas next to construction sites. Plus, as sediment accumulates, the fabric's high tensile strength, UV resistance and low maintenance features ensure continued performance throughout the entire life of the project.

FEATURES & BENEFITS

- ▶ Contains additives for maximum UV resistance
- ▶ Provides months of solid performance
- ▶ Unsurpassed filtration properties
- ▶ Reduced run-off velocities
- ▶ Minimal clearing and grubbing required for installation



PROPEX SILT FENCE PRODUCT FAMILY TABLE

WOVEN SILT FENCE	NONWOVEN SILT FENCE
GEOTEX® 2127	GEOTEX® 351
GEOTEX 2130	
GEOTEX 2131	
GEOTEX 2134	
GEOTEX 2135	

APPLICATION RECOMMENDATIONS FOR GEOTEX® SILT FENCE FABRICS

APPLICATION	ORGANIZATION/REFERENCE #	PROPEX STYLE
Designed to meet the needs of the open-specification market for woven unsupported silt fence	---	2127
Offers the highest soil filtering efficiency and the lowest flow rate to meet requirements for unsupported silt fence	AASHTO M288-05 ASTM D-5141 VTM 51	2130
Black monofilament woven fabric with a very high flow rate	AASHTO M288-05	2134
Orange monofilament woven fabric with a very high flow rate	AASHTO M288-05	2135
Nonwoven geotextile used when a supported nonwoven silt fence is required	AASHTO M288-05	351

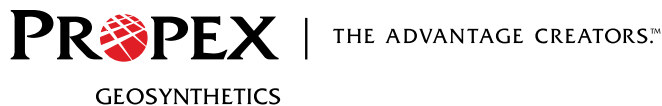
GEOTEX® SILT FENCE FABRICS

GEOTEX® SILT FENCE FABRICS PROPERTY TABLE¹ ENGLISH & METRIC UNITS

PROPERTY	TEST METHOD	UNIT	VALUE ⁵	Contractor Grade		Contains Draw Tape	Monofilament		Nonwoven Supported				
				2127 ⁽³⁾	2130		2131	Black		Orange			
				2127 ⁽³⁾	2130	2131	2134	2135	351				
MECHANICAL	GRAB TENSILE STRENGTH (MD/XD) ²	ASTM D-4632	lb N	MARV	95 x 80 422 x 355	124 x 124 550 x 550	124 x 124 550 x 550	130 x 130 578 x 578	130 x 130 578 x 578	95 423			
	GRAB ELONGATION (MD/XD) ²	ASTM D-4632	%	MARV	20 x 25	15 x 20	15 x 20	15 x 15	15 x 15	50			
	PUNCTURE STRENGTH	ASTM D-4833	lb N	MARV	45 200	65 285	65 285	N/A	N/A	245			
	MULLEN BURST	ASTM D-3786	psi kPa	MARV	250 1700	300 2060	300 2060	300 2067	300 2067	185 1275			
	TRAPEZOIDAL TEAR	ASTM D-4533	lb N	MARV	50 222	65 285	65 285	N/A	N/A	40 175			
HYDRAULIC	APPARENT OPENING SIZE (AOS)	$\frac{\text{OPENING AREA}}{\text{TOTAL AREA}} \times 100$	US Sieve mm	MaxARV	20 0.850	30 0.600	30 0.600	30 0.600	30 0.600	50 0.300			
	PERMITTIVITY	ASTM D-4491	sec ⁻¹	MARV	0.05	0.10	0.10	1.4	1.4	2			
	WATER FLOW RATE	ASTM D-4491	gpm/ft ² l/min/m ²	MARV	5 200	8 325	10 405	100 4070	100 4070	150 6112			
ENDURANCE	UV RESISTANCE	ASTM D-4355	% Retained @ 500 hours	MARV	80	80	80	70	70	70			
PACKAGING	ROLL WIDTH	MEASURED	ft m	TYPICAL	3 .91	2 .61	3 .91	3.5 1.06	3 .91	3 .91	12.5 3.81	15 4.57	
	ROLL LENGTH ⁶	MEASURED	ft m	TYPICAL	MR		MR		MR	MR	360 109.7	360 109.7	
	ROLL WEIGHT	MEASURED	lb kg	TYPICAL	455 206	272 123	388 176	476 216	306 139	120 54	120 54	130 59	148 67
	ROLL AREA	MEASURED	yd ² m ²	TYPICAL	1800 1505	1900 1589	2000 1672	2300 1923	1500 1254	350 293	350 293	500 418	600 502

NOTES: 1. The property values listed are effective 08/2006 and are subject to change without notice. 2. MD indicates Machine Direction and XD indicates Cross Direction. 3. Physical and hydraulic properties of style 2127 are reported as typical average roll values. 4. N/A= Not Applicable. 5. All values listed are Minimum Average Roll Values (MARV) unless otherwise noted, calculated as the typical minus two standard deviations. Statistically, it yields a 97.7% degree of confidence that any sample taken during quality assurance testing will exceed the value reported. Maximum Average Roll Values (MaxARV) are calculated as typical plus two standard deviations. 6. MR: Indicates Master Roll

For downloadable documents like construction specifications, installation guidelines, case studies and other technical information, please visit our web site at geotextile.com. These documents are available in easy-to-use Microsoft® Word formats.



Propex Inc.
6025 Lee Highway, Suite 425
PO Box 22788
Chattanooga, TN 37422

PH: 423 899 0444
PH: 800 621 1273
FAX: 423 899 7619
www.geotextile.com

Geotex®, Landlok®, Pyramat®, X3®, SuperGro®, Petromat® and Petrotac® are registered trademarks of Propex Inc.

THIS PUBLICATION SHOULD NOT BE CONSTRUED AS ENGINEERING ADVICE. WHILE INFORMATION CONTAINED IN THIS PUBLICATION IS ACCURATE TO THE BEST OF OUR KNOWLEDGE, PROPEX DOES NOT WARRANT ITS ACCURACY OR COMPLETENESS. THE ULTIMATE CUSTOMER AND USER OF THE PRODUCTS SHOULD ASSUME SOLE RESPONSIBILITY FOR THE FINAL DETERMINATION OF THE SUITABILITY OF THE INFORMATION AND THE PRODUCTS FOR THE CONTEMPLATED AND ACTUAL USE. THE ONLY WARRANTY MADE BY PROPEX FOR ITS PRODUCTS IS SET FORTH IN OUR PRODUCT DATA SHEETS FOR THE PRODUCT, OR SUCH OTHER WRITTEN WARRANTY AS MAY BE AGREED BY PROPEX AND INDIVIDUAL CUSTOMERS. PROPEX SPECIFICALLY DISCLAIMS ALL OTHER WARRANTIES, EXPRESS OR IMPLIED, INCLUDING WITHOUT LIMITATION, WARRANTIES OF MERCHANTABILITY OR FITNESS FOR A PARTICULAR PURPOSE, OR ARISING FROM PROVISION OF SAMPLES, A COURSE OF DEALING OR USAGE OF TRADE.